



## CERTIFICATE OF ANALYSIS

<b>REPORTED TO</b>	Black Mountain Irrigation District 285 Gray Avenue KELOWNA, BC V1X 1W8	<b>WORK ORDER</b>	9061343
<b>ATTENTION</b>	BMID Reports	<b>RECEIVED / TEMP REPORTED</b>	2019-06-13 14:14 / 14°C 2019-06-21 17:31
<b>PO NUMBER</b>		<b>COC NUMBER</b>	No Number
<b>PROJECT</b>	General Potability		
<b>PROJECT INFO</b>			

### Introduction:

CARO Analytical Services is a testing laboratory full of smart, engaged scientists driven to make the world a safer and healthier place. Through our clients' projects we become an essential element for a better world. We employ methods conducted in accordance with recognized professional standards using accepted testing methodologies and quality control efforts. CARO is accredited by the Canadian Association for Laboratories Accreditation (CALA) to ISO 17025:2005 for specific tests listed in the scope of accreditation approved by CALA.

#### *Big Picture Sidekicks*



You know that the sample you collected after snowshoeing to site, digging 5 meters, and racing to get it on a plane so you can submit it to the lab for time sensitive results needed to make important and expensive decisions (whew) is VERY important. We know that too.

#### *We've Got Chemistry*



It's simple. We figure the more you enjoy working with our fun and engaged team members; the more likely you are to give us continued opportunities to support you.

#### *Ahead of the Curve*



Through research, regulation knowledge, and instrumentation, we are your analytical centre for the technical knowledge you need, BEFORE you need it, so you can stay up to date and in the know.

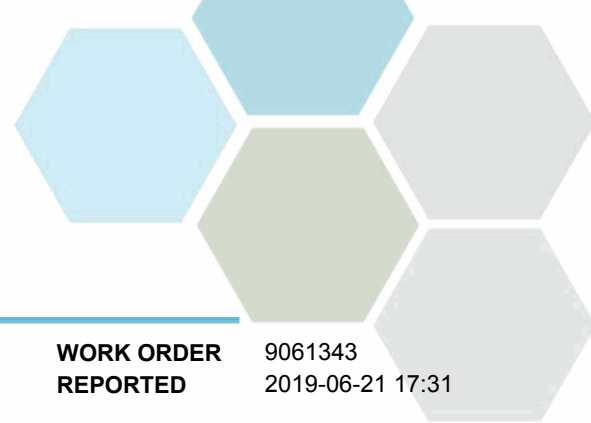
If you have any questions or concerns, please contact me at [acrump@caro.ca](mailto:acrump@caro.ca)

#### Authorized By:

Alana Crump  
Junior Account Manager

1-888-311-8846 | [www.caro.ca](http://www.caro.ca)

#110 4011 Viking Way Richmond, BC V6V 2K9 | #102 3677 Highway 97N Kelowna, BC V1X 5C3 | 17225 109 Avenue Edmonton, AB T5S 1H7

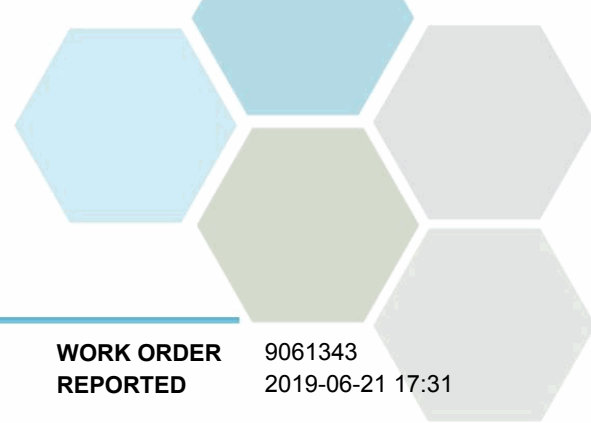


## TEST RESULTS

**REPORTED TO PROJECT** Black Mountain Irrigation District  
General Potability

**WORK ORDER REPORTED** 9061343  
2019-06-21 17:31

Analyte	Result	RL	Units	Analyzed	Qualifier
<b>W.T.P. Intake - Raw (9061343-01)   Matrix: Water   Sampled: 2019-06-13 09:00</b>					
<b>Anions</b>					
Chloride	1.08	0.10	mg/L	2019-06-15	
Fluoride	< 0.10	0.10	mg/L	2019-06-15	
Nitrate (as N)	< 0.010	0.010	mg/L	2019-06-15	
Nitrite (as N)	< 0.010	0.010	mg/L	2019-06-15	
Sulfate	2.3	1.0	mg/L	2019-06-15	
<b>Calculated Parameters</b>					
Hardness, Total (as CaCO3)	24.2	0.500	mg/L	N/A	
Solids, Total Dissolved	34.2	1.00	mg/L	N/A	
<b>General Parameters</b>					
Alkalinity, Total (as CaCO3)	32.0	1.0	mg/L	2019-06-17	
Alkalinity, Phenolphthalein (as CaCO3)	< 1.0	1.0	mg/L	2019-06-17	
Alkalinity, Bicarbonate (as CaCO3)	32.0	1.0	mg/L	2019-06-17	
Alkalinity, Carbonate (as CaCO3)	< 1.0	1.0	mg/L	2019-06-17	
Alkalinity, Hydroxide (as CaCO3)	< 1.0	1.0	mg/L	2019-06-17	
Conductivity (EC)	52.3	2.0	µS/cm	2019-06-17	
Cyanide, Total	< 0.0020	0.0020	mg/L	2019-06-14	
pH	7.43	0.10	pH units	2019-06-17	HT2
Turbidity	0.96	0.10	NTU	2019-06-13	
<b>Microbiological Parameters</b>					
Coliforms, Total	360	1	CFU/100 mL	2019-06-14	
Background Colonies	> 200	200	CFU/100 mL	2019-06-14	
E. coli	55	1	CFU/100 mL	2019-06-14	
<b>Total Metals</b>					
Aluminum, total	0.0854	0.0050	mg/L	2019-06-20	
Antimony, total	< 0.00020	0.00020	mg/L	2019-06-20	
Arsenic, total	< 0.00050	0.00050	mg/L	2019-06-20	
Barium, total	0.0069	0.0050	mg/L	2019-06-20	
Boron, total	< 0.0050	0.0050	mg/L	2019-06-20	
Cadmium, total	< 0.000010	0.000010	mg/L	2019-06-20	
Calcium, total	6.90	0.20	mg/L	2019-06-20	
Chromium, total	0.00112	0.00050	mg/L	2019-06-20	
Copper, total	0.00115	0.00040	mg/L	2019-06-20	
Iron, total	0.101	0.010	mg/L	2019-06-20	
Lead, total	< 0.00020	0.00020	mg/L	2019-06-20	
Magnesium, total	1.70	0.010	mg/L	2019-06-20	
Manganese, total	0.00653	0.00020	mg/L	2019-06-20	
Potassium, total	0.52	0.10	mg/L	2019-06-20	
Selenium, total	< 0.00050	0.00050	mg/L	2019-06-20	
Sodium, total	2.19	0.10	mg/L	2019-06-20	
Uranium, total	0.000126	0.000020	mg/L	2019-06-20	

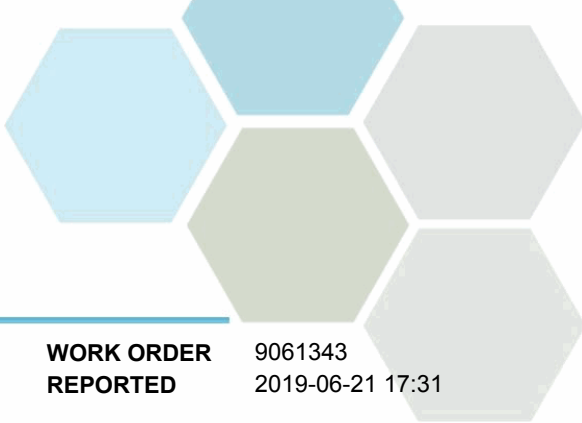


## TEST RESULTS

**REPORTED TO PROJECT** Black Mountain Irrigation District  
General Potability

**WORK ORDER REPORTED** 9061343  
2019-06-21 17:31

Analyte	Result	RL	Units	Analyzed	Qualifier
<b>W.T.P. Intake - Raw (9061343-01)   Matrix: Water   Sampled: 2019-06-13 09:00, Continued</b>					
<i>Total Metals, Continued</i>					
Zinc, total	< 0.0040	0.0040	mg/L	2019-06-20	
<b>Hadden Pond - Outlet - Raw (9061343-02)   Matrix: Water   Sampled: 2019-06-13 08:20</b>					
<i>Anions</i>					
Chloride	7.53	0.10	mg/L	2019-06-15	
Fluoride	< 0.10	0.10	mg/L	2019-06-15	
Nitrate (as N)	< 0.010	0.010	mg/L	2019-06-15	
Nitrite (as N)	< 0.010	0.010	mg/L	2019-06-15	
Sulfate	2.2	1.0	mg/L	2019-06-15	
<i>Calculated Parameters</i>					
Hardness, Total (as CaCO <sub>3</sub> )	21.0	0.500	mg/L	N/A	
Solids, Total Dissolved	32.2	1.00	mg/L	N/A	
<i>General Parameters</i>					
Alkalinity, Total (as CaCO <sub>3</sub> )	16.8	1.0	mg/L	2019-06-17	
Alkalinity, Phenolphthalein (as CaCO <sub>3</sub> )	< 1.0	1.0	mg/L	2019-06-17	
Alkalinity, Bicarbonate (as CaCO <sub>3</sub> )	16.8	1.0	mg/L	2019-06-17	
Alkalinity, Carbonate (as CaCO <sub>3</sub> )	< 1.0	1.0	mg/L	2019-06-17	
Alkalinity, Hydroxide (as CaCO <sub>3</sub> )	< 1.0	1.0	mg/L	2019-06-17	
Conductivity (EC)	61.5	2.0	µS/cm	2019-06-17	
Cyanide, Total	< 0.0020	0.0020	mg/L	2019-06-14	
pH	7.33	0.10	pH units	2019-06-17	HT2
Turbidity	0.28	0.10	NTU	2019-06-13	
<i>Microbiological Parameters</i>					
Coliforms, Total	20	1	CFU/100 mL	2019-06-14	
E. coli	2	1	CFU/100 mL	2019-06-14	
<i>Total Metals</i>					
Aluminum, total	0.177	0.0050	mg/L	2019-06-20	
Antimony, total	< 0.00020	0.00020	mg/L	2019-06-20	
Arsenic, total	< 0.00050	0.00050	mg/L	2019-06-20	
Barium, total	0.0059	0.0050	mg/L	2019-06-20	
Boron, total	0.0071	0.0050	mg/L	2019-06-20	
Cadmium, total	< 0.000010	0.000010	mg/L	2019-06-20	
Calcium, total	5.90	0.20	mg/L	2019-06-20	
Chromium, total	0.00115	0.00050	mg/L	2019-06-20	
Copper, total	< 0.00040	0.00040	mg/L	2019-06-20	
Iron, total	< 0.010	0.010	mg/L	2019-06-20	
Lead, total	< 0.00020	0.00020	mg/L	2019-06-20	
Magnesium, total	1.52	0.010	mg/L	2019-06-20	



# TEST RESULTS

**REPORTED TO PROJECT** Black Mountain Irrigation District  
General Potability

**WORK ORDER REPORTED** 9061343  
2019-06-21 17:31

Analyte	Result	RL	Units	Analyzed	Qualifier
<b>Hadden Pond - Outlet - Raw (9061343-02)   Matrix: Water   Sampled: 2019-06-13 08:20, Continued</b>					
<i>Total Metals, Continued</i>					
Manganese, total	0.00526	0.00020	mg/L	2019-06-20	
Potassium, total	0.44	0.10	mg/L	2019-06-20	
Selenium, total	< 0.00050	0.00050	mg/L	2019-06-20	
Sodium, total	4.35	0.10	mg/L	2019-06-20	
Uranium, total	0.000023	0.000020	mg/L	2019-06-20	
Zinc, total	< 0.0040	0.0040	mg/L	2019-06-20	

**Booster #1 (9061343-03) | Matrix: Water | Sampled: 2019-06-13 08:00**

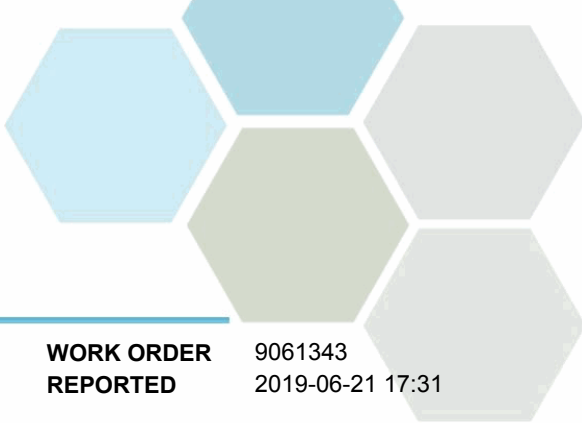
<i>Anions</i>					
Chloride	9.58	0.10	mg/L	2019-06-15	
Fluoride	< 0.10	0.10	mg/L	2019-06-15	
Nitrate (as N)	< 0.010	0.010	mg/L	2019-06-15	
Nitrite (as N)	< 0.010	0.010	mg/L	2019-06-15	
Sulfate	2.2	1.0	mg/L	2019-06-15	

<i>Calculated Parameters</i>					
Hardness, Total (as CaCO3)	20.9	0.500	mg/L	N/A	
Solids, Total Dissolved	32.3	1.00	mg/L	N/A	

<i>General Parameters</i>					
Alkalinity, Total (as CaCO3)	13.8	1.0	mg/L	2019-06-17	
Alkalinity, Phenolphthalein (as CaCO3)	< 1.0	1.0	mg/L	2019-06-17	
Alkalinity, Bicarbonate (as CaCO3)	13.8	1.0	mg/L	2019-06-17	
Alkalinity, Carbonate (as CaCO3)	< 1.0	1.0	mg/L	2019-06-17	
Alkalinity, Hydroxide (as CaCO3)	< 1.0	1.0	mg/L	2019-06-17	
Conductivity (EC)	63.9	2.0	µS/cm	2019-06-17	
Cyanide, Total	< 0.0020	0.0020	mg/L	2019-06-14	
pH	7.16	0.10	pH units	2019-06-17	HT2
Turbidity	0.31	0.10	NTU	2019-06-13	

<i>Microbiological Parameters</i>					
Coliforms, Total	< 1	1	CFU/100 mL	2019-06-13	
E. coli	< 1	1	CFU/100 mL	2019-06-13	

<i>Total Metals</i>					
Aluminum, total	0.169	0.0050	mg/L	2019-06-20	
Antimony, total	< 0.00020	0.00020	mg/L	2019-06-20	
Arsenic, total	< 0.00050	0.00050	mg/L	2019-06-20	
Barium, total	0.0059	0.0050	mg/L	2019-06-20	
Boron, total	0.0059	0.0050	mg/L	2019-06-20	
Cadmium, total	< 0.000010	0.000010	mg/L	2019-06-20	
Calcium, total	5.87	0.20	mg/L	2019-06-20	



## TEST RESULTS

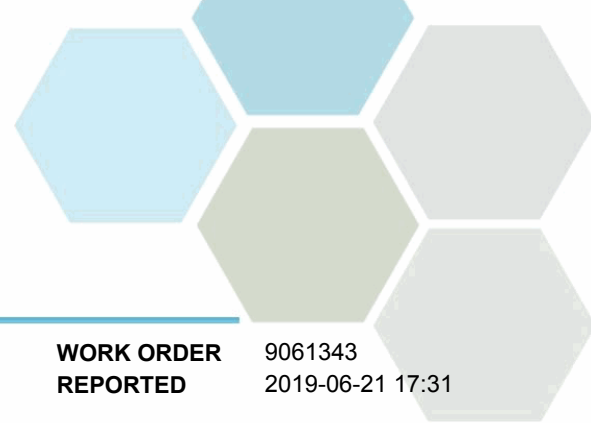
**REPORTED TO PROJECT** Black Mountain Irrigation District  
General Potability

**WORK ORDER REPORTED** 9061343  
2019-06-21 17:31

Analyte	Result	RL	Units	Analyzed	Qualifier
<b>Booster #1 (9061343-03)   Matrix: Water   Sampled: 2019-06-13 08:00, Continued</b>					
<i>Total Metals, Continued</i>					
Chromium, total	<b>0.00099</b>	0.00050	mg/L	2019-06-20	
Copper, total	<b>0.00184</b>	0.00040	mg/L	2019-06-20	
Iron, total	<b>0.037</b>	0.010	mg/L	2019-06-20	
Lead, total	< 0.00020	0.00020	mg/L	2019-06-20	
Magnesium, total	<b>1.50</b>	0.010	mg/L	2019-06-20	
Manganese, total	<b>0.00438</b>	0.00020	mg/L	2019-06-20	
Potassium, total	<b>0.44</b>	0.10	mg/L	2019-06-20	
Selenium, total	< 0.00050	0.00050	mg/L	2019-06-20	
Sodium, total	<b>4.34</b>	0.10	mg/L	2019-06-20	
Uranium, total	<b>0.000026</b>	0.000020	mg/L	2019-06-20	
Zinc, total	< 0.0040	0.0040	mg/L	2019-06-20	

**Sample Qualifiers:**

HT2 The 15 minute recommended holding time (from sampling to analysis) has been exceeded - field analysis is recommended.



## APPENDIX 1: SUPPORTING INFORMATION

**REPORTED TO PROJECT** Black Mountain Irrigation District  
General Potability

**WORK ORDER REPORTED** 9061343  
2019-06-21 17:31

Analysis Description	Method Ref.	Technique	Location
Alkalinity in Water	SM 2320 B* (2017)	Titration with H2SO4	Kelowna
Anions in Water	SM 4110 B (2017)	Ion Chromatography	Kelowna
Coliforms, Total in Water	SM 9222 B (2017)	Membrane Filtration / m-Endo Agar	Kelowna
Conductivity in Water	SM 2510 B (2017)	Conductivity Meter	Kelowna
Cyanide, SAD in Water	ASTM D7511-12	Flow Injection with In-Line UV Digestion and Amperometry	Kelowna
E. coli in Water	SM 9222 G (2017)	Membrane Filtration / Nutrient Agar with MUG	Kelowna
Hardness in Water	SM 2340 B* (2017)	Calculation: 2.497 [total Ca] + 4.118 [total Mg] (Est)	N/A
pH in Water	SM 4500-H+ B (2017)	Electrometry	Kelowna
Solids, Total Dissolved in Water	SM 1030 E (2017)	SM 1030 E (2011)	N/A
Total Metals in Water	EPA 200.2* / EPA 6020B	HNO3+HCl Hot Block Digestion / Inductively Coupled Plasma-Mass Spectroscopy (ICP-MS)	Richmond
Turbidity in Water	SM 2130 B (2017)	Nephelometry	Kelowna

*Note: An asterisk in the Method Reference indicates that the CARO method has been modified from the reference method*

### Glossary of Terms:

RL	Reporting Limit (default)
<	Less than the specified Reporting Limit (RL) - the actual RL may be higher than the default RL due to various factors
>	Greater than the specified Result
CFU/100 mL	Colony Forming Units per 100 millilitres
mg/L	Milligrams per litre
NTU	Nephelometric Turbidity Units
pH units	pH < 7 = acidic, pH > 7 = basic
µS/cm	Microsiemens per centimetre
ASTM	ASTM International Test Methods
EPA	United States Environmental Protection Agency Test Methods
SM	Standard Methods for the Examination of Water and Wastewater, American Public Health Association

### General Comments:

The results in this report apply to the samples analyzed in accordance with the Chain of Custody document. This analytical report must be reproduced in its entirety. CARO is not responsible for any loss or damage resulting directly or indirectly from error or omission in the conduct of testing. Liability is limited to the cost of analysis. Samples will be disposed of 30 days after the test report has been issued unless otherwise agreed to in writing. The quality control (QC) data is available upon request

Results in **Bold** indicate values that are above CARO's method reporting limits. Any results that are above regulatory limits are highlighted **red**. Please note that results will only be highlighted red if the regulatory limits are included on the CARO report. Any Bold and/or highlighted results do not take into account method uncertainty. If you would like method uncertainty or regulatory limits to be included on your report, please contact your Account Manager: [acrump@caro.ca](mailto:acrump@caro.ca)