

## CERTIFICATE OF ANALYSIS

**REPORTED TO** Black Mountain Irrigation District  
285 Gray Avenue  
KELOWNA, BC V1X 1W8

**ATTENTION** Bryan Vig

**PO NUMBER**

**PROJECT** Screen Works/ Chemistry

**PROJECT INFO**

**WORK ORDER** 26A0106

**RECEIVED / TEMP** 2026-01-05 15:07 / 12.1°C

**REPORTED** 2026-01-12 16:28

**COC NUMBER** No Number

### Introduction:

CARO Analytical Services is a testing laboratory full of smart, engaged scientists driven to make the world a safer and healthier place. Through our clients' projects we become an essential element for a better world. We employ methods conducted in accordance with recognized professional standards using accepted testing methodologies and quality control efforts. CARO is accredited by the Canadian Association for Laboratories Accreditation (CALA) to ISO/IEC 17025:2017 for specific tests listed in the scope of accreditation approved by CALA.

#### Big Picture Sidekicks



You know that the sample you collected after snowshoeing to site, digging 5 meters, and racing to get it on a plane so you can submit it to the lab for time sensitive results needed to make important and expensive decisions (whew) is VERY important. We know that too.

#### We've Got Chemistry



It's simple. We figure the more you enjoy working with our fun and engaged team members; the more likely you are to give us continued opportunities to support you.

#### Ahead of the Curve



Through research, regulation knowledge, and instrumentation, we are your analytical centre for the technical knowledge you need, BEFORE you need it, so you can stay up to date and in the know.

By engaging our services, you are agreeing to CARO Analytical Service's Standard Terms and Conditions outlined here:  
<https://www.caro.ca/terms-conditions>

If you have any questions or concerns, please contact me at [hhannaoui@caro.ca](mailto:hhannaoui@caro.ca)

### Authorized By:

Hanane El Hannaoui  
Junior Account Manager

1-888-311-8846 | [www.caro.ca](http://www.caro.ca)

#110 4011 Viking Way Richmond, BC V6V 2K9 | #102 3677 Highway 97N Kelowna, BC V1X 5C3 | 17225 109 Avenue Edmonton, AB T5S 1H7 |  
#108 4475 Wayburne Drive Burnaby, BC V5G 4X4

## TEST RESULTS

**REPORTED TO PROJECT** Black Mountain Irrigation District  
Screen Works/ Chemistry

**WORK ORDER REPORTED** 26A0106  
2026-01-12 16:28

Analyte	Result	RL	Units	Analyzed	Qualifier
---------	--------	----	-------	----------	-----------

### Screenworks (26A0106-01) | Matrix: Water | Sampled: 2026-01-05 10:04

#### Field Parameters

Chlorine, Free	3.03	0.02	mg/L	2026-01-05	
Temperature, field	4.2		°C	2026-01-05	

#### General Parameters

Alkalinity, Total (as CaCO <sub>3</sub> )	62.1	1.0	mg/L	2026-01-07	
Alkalinity, Phenolphthalein (as CaCO <sub>3</sub> )	< 1.0	1.0	mg/L	2026-01-07	
Alkalinity, Bicarbonate (as CaCO <sub>3</sub> )	62.1	1.0	mg/L	2026-01-07	
Alkalinity, Carbonate (as CaCO <sub>3</sub> )	< 1.0	1.0	mg/L	2026-01-07	
Alkalinity, Hydroxide (as CaCO <sub>3</sub> )	< 1.0	1.0	mg/L	2026-01-07	
Carbon, Total Organic	3.59	0.50	mg/L	2026-01-07	
Colour, True	< 5.0	5.0	CU	2026-01-06	
Conductivity (EC)	177	2.0	µS/cm	2026-01-07	
pH	7.72	0.10	pH units	2026-01-07	HT2
Turbidity	0.46	0.10	NTU	2026-01-06	
UV Transmittance @ 254nm	82.0	0.10	% T	2026-01-06	

### Stevens Inlet (26A0106-02) | Matrix: Water | Sampled: 2026-01-05 09:40

#### Field Parameters

Temperature, field	6.1		°C	2026-01-05	
--------------------	-----	--	----	------------	--

#### General Parameters

Carbon, Total Organic	3.54	0.50	mg/L	2026-01-07	
-----------------------	------	------	------	------------	--

### Pearson School (26A0106-03) | Matrix: Water | Sampled: 2026-01-05 08:15

#### Anions

Chloride	9.02	0.10	mg/L	2026-01-06	
Fluoride	< 0.10	0.10	mg/L	2026-01-06	
Nitrate (as N)	0.033	0.010	mg/L	2026-01-06	
Nitrite (as N)	< 0.010	0.010	mg/L	2026-01-06	
Sulfate	10.0	1.0	mg/L	2026-01-06	

#### Calculated Parameters

Hardness, Total (as CaCO <sub>3</sub> )	72.5	0.500	mg/L	N/A	
Langelier Index	-1.0	-5.0		2026-01-08	CT6
Solids, Total Dissolved	86.8	1.00	mg/L	N/A	

#### Field Parameters

Chlorine, Free	0.81	0.02	mg/L	2026-01-05	
Temperature, field	9.4		°C	2026-01-05	

#### General Parameters

Alkalinity, Total (as CaCO <sub>3</sub> )	58.3	1.0	mg/L	2026-01-07	
---	------	-----	------	------------	--

## TEST RESULTS

**REPORTED TO PROJECT** Black Mountain Irrigation District  
Screen Works/ Chemistry

**WORK ORDER REPORTED** 26A0106  
2026-01-12 16:28

Analyte	Result	RL	Units	Analyzed	Qualifier
---------	--------	----	-------	----------	-----------

### Pearson School (26A0106-03) | Matrix: Water | Sampled: 2026-01-05 08:15, Continued

#### General Parameters, Continued

Alkalinity, Phenolphthalein (as CaCO <sub>3</sub> )	< 1.0	1.0	mg/L	2026-01-07	
Alkalinity, Bicarbonate (as CaCO <sub>3</sub> )	58.3	1.0	mg/L	2026-01-07	
Alkalinity, Carbonate (as CaCO <sub>3</sub> )	< 1.0	1.0	mg/L	2026-01-07	
Alkalinity, Hydroxide (as CaCO <sub>3</sub> )	< 1.0	1.0	mg/L	2026-01-07	
Colour, True	< 5.0	5.0	CU	2026-01-06	
Conductivity (EC)	176	2.0	µS/cm	2026-01-07	
Cyanide, Total	< 0.0020	0.0020	mg/L	2026-01-08	
pH	7.72	0.10	pH units	2026-01-07	HT2
Temperature, at pH	22.7		°C	2026-01-07	HT2
Turbidity	0.55	0.10	NTU	2026-01-06	

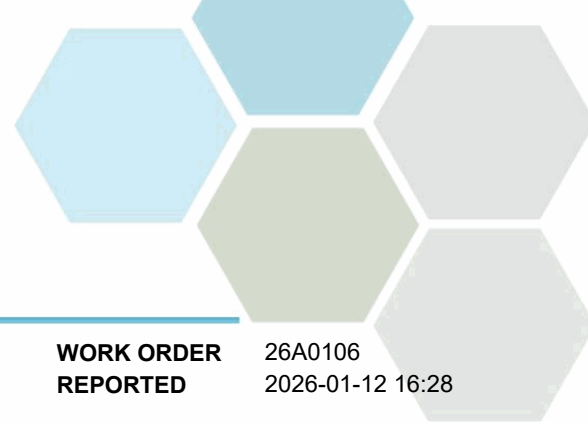
#### Total Metals

Aluminum, total	0.0546	0.0050	mg/L	2026-01-07	
Antimony, total	< 0.00020	0.00020	mg/L	2026-01-07	
Arsenic, total	< 0.00050	0.00050	mg/L	2026-01-07	
Barium, total	0.0132	0.0050	mg/L	2026-01-07	
Boron, total	< 0.0500	0.0500	mg/L	2026-01-07	
Cadmium, total	< 0.000010	0.000010	mg/L	2026-01-07	
Calcium, total	20.5	0.20	mg/L	2026-01-07	
Chromium, total	< 0.00050	0.00050	mg/L	2026-01-07	
Cobalt, total	< 0.00010	0.00010	mg/L	2026-01-07	
Copper, total	0.00186	0.00040	mg/L	2026-01-07	
Iron, total	0.073	0.010	mg/L	2026-01-07	
Lead, total	< 0.00020	0.00020	mg/L	2026-01-07	
Magnesium, total	5.18	0.010	mg/L	2026-01-07	
Manganese, total	0.00615	0.00020	mg/L	2026-01-07	
Mercury, total	< 0.000010	0.000010	mg/L	2026-01-07	
Molybdenum, total	0.00090	0.00010	mg/L	2026-01-07	
Nickel, total	0.00044	0.00040	mg/L	2026-01-07	
Potassium, total	0.91	0.10	mg/L	2026-01-07	
Selenium, total	< 0.00050	0.00050	mg/L	2026-01-07	
Sodium, total	5.54	0.10	mg/L	2026-01-07	
Strontium, total	0.108	0.0010	mg/L	2026-01-07	
Uranium, total	0.000424	0.000020	mg/L	2026-01-07	
Zinc, total	< 0.0040	0.0040	mg/L	2026-01-07	

### Well # 4 (26A0106-04) | Matrix: Water | Sampled: 2026-01-05 11:33

#### Anions

Chloride	9.02	0.10	mg/L	2026-01-06	
Fluoride	< 0.10	0.10	mg/L	2026-01-06	
Nitrate (as N)	1.55	0.010	mg/L	2026-01-06	
Nitrite (as N)	< 0.010	0.010	mg/L	2026-01-06	



## TEST RESULTS

**REPORTED TO PROJECT** Black Mountain Irrigation District  
Screen Works/ Chemistry

**WORK ORDER REPORTED** 26A0106  
2026-01-12 16:28

Analyte	Result	RL	Units	Analyzed	Qualifier
---------	--------	----	-------	----------	-----------

**Well # 4 (26A0106-04) | Matrix: Water | Sampled: 2026-01-05 11:33, Continued**

### Anions, Continued

Sulfate	23.8	1.0	mg/L	2026-01-06	
---------	------	-----	------	------------	--

### Calculated Parameters

Hardness, Total (as CaCO <sub>3</sub> )	216	0.500	mg/L	N/A	
Langelier Index	0.3	-5.0		2026-01-08	CT6
Solids, Total Dissolved	246	1.00	mg/L	N/A	

### Field Parameters

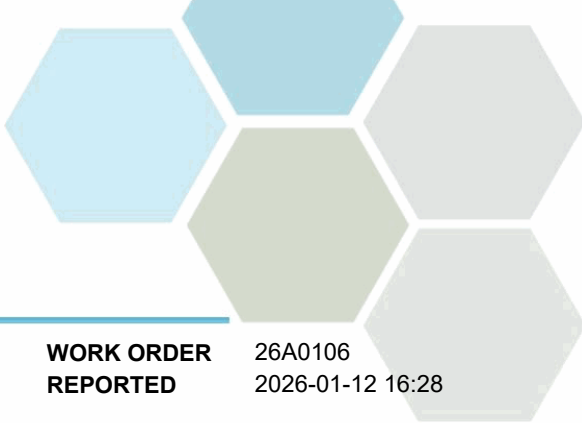
Chlorine, Free	0.35	0.02	mg/L	2026-01-05	
Temperature, field	7.3		°C	2026-01-05	

### General Parameters

Alkalinity, Total (as CaCO <sub>3</sub> )	190	1.0	mg/L	2026-01-07	
Alkalinity, Phenolphthalein (as CaCO <sub>3</sub> )	< 1.0	1.0	mg/L	2026-01-07	
Alkalinity, Bicarbonate (as CaCO <sub>3</sub> )	190	1.0	mg/L	2026-01-07	
Alkalinity, Carbonate (as CaCO <sub>3</sub> )	< 1.0	1.0	mg/L	2026-01-07	
Alkalinity, Hydroxide (as CaCO <sub>3</sub> )	< 1.0	1.0	mg/L	2026-01-07	
Colour, True	< 5.0	5.0	CU	2026-01-06	
Conductivity (EC)	454	2.0	µS/cm	2026-01-07	
Cyanide, Total	< 0.0020	0.0020	mg/L	2026-01-08	
pH	8.07	0.10	pH units	2026-01-07	HT2
Temperature, at pH	22.9		°C	2026-01-07	HT2
Turbidity	0.24	0.10	NTU	2026-01-06	

### Total Metals

Aluminum, total	< 0.0050	0.0050	mg/L	2026-01-07	
Antimony, total	< 0.00020	0.00020	mg/L	2026-01-07	
Arsenic, total	< 0.00050	0.00050	mg/L	2026-01-07	
Barium, total	0.0128	0.0050	mg/L	2026-01-07	
Boron, total	< 0.0500	0.0500	mg/L	2026-01-07	
Cadmium, total	< 0.000010	0.000010	mg/L	2026-01-07	
Calcium, total	65.8	0.20	mg/L	2026-01-07	
Chromium, total	< 0.00050	0.00050	mg/L	2026-01-07	
Cobalt, total	< 0.00010	0.00010	mg/L	2026-01-07	
Copper, total	0.00260	0.00040	mg/L	2026-01-07	
Iron, total	0.057	0.010	mg/L	2026-01-07	
Lead, total	0.00029	0.00020	mg/L	2026-01-07	
Magnesium, total	12.4	0.010	mg/L	2026-01-07	
Manganese, total	0.00207	0.00020	mg/L	2026-01-07	
Mercury, total	< 0.000010	0.000010	mg/L	2026-01-07	
Molybdenum, total	0.00135	0.00010	mg/L	2026-01-07	
Nickel, total	< 0.00040	0.00040	mg/L	2026-01-07	
Potassium, total	1.81	0.10	mg/L	2026-01-07	
Selenium, total	< 0.00050	0.00050	mg/L	2026-01-07	



TEST RESULTS

REPORTED TO PROJECT	Black Mountain Irrigation District Screen Works/ Chemistry	WORK ORDER REPORTED	26A0106 2026-01-12 16:28
---------------------	---	---------------------	-----------------------------

Analyte	Result	RL	Units	Analyzed	Qualifier
---------	--------	----	-------	----------	-----------

Well # 4 (26A0106-04) | Matrix: Water | Sampled: 2026-01-05 11:33, Continued

Total Metals, Continued

Sodium, total	10.5	0.10	mg/L	2026-01-07	
Strontium, total	0.278	0.0010	mg/L	2026-01-07	
Uranium, total	0.000843	0.000020	mg/L	2026-01-07	
Zinc, total	0.0055	0.0040	mg/L	2026-01-07	

Sample Qualifiers:

- CT6Results were based on lab temperature & lab pH.
- HT2The 15 minute recommended holding time (from sampling to analysis) has been exceeded - field analysis is recommended.

## APPENDIX 1: SUPPORTING INFORMATION

**REPORTED TO PROJECT** Black Mountain Irrigation District  
Screen Works/ Chemistry

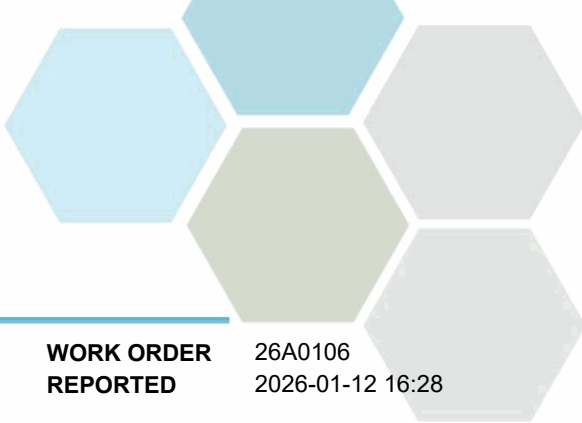
**WORK ORDER REPORTED** 26A0106  
2026-01-12 16:28

Analysis Description	Method Ref.	Technique	Accredited	Location
Alkalinity in Water	SM 2320 B* (2021)	Titration with H2SO4	✓	Kelowna
Anions in Water	SM 4110 B (2020)	Ion Chromatography	✓	Kelowna
Carbon, Total Organic in Water	SM 5310 B (2022)	Combustion, Infrared CO2 Detection	✓	Kelowna
Colour, True in Water	SM 2120 C (2021)	Spectrophotometry (456 nm)	✓	Kelowna
Conductivity in Water	SM 2510 B (2021)	Conductivity Meter	✓	Kelowna
Cyanide, SAD in Water	ASTM D7511-12	Flow Injection with In-Line UV Digestion and Amperometry	✓	Kelowna
Hardness in Water	SM 2340 B* (2021)	Calculation: 2.497 [total Ca] + 4.118 [total Mg] (Est)	✓	N/A
Langelier Index in Water	SM 2330 B (2021)	Calculation		N/A
Mercury, total in Water	EPA 245.7*	BrCl2 Oxidation / Cold Vapor Atomic Fluorescence Spectrometry (CVAFS)	✓	Richmond
pH in Water	SM 4500-H+ B (2021)	Electrometry	✓	Kelowna
Solids, Total Dissolved in Water	SM 1030 E (2021)	SM 1030 E		N/A
Total Metals in Water	EPA 200.2 / EPA 6020B	HNO3+HCl Hot Block Digestion / Inductively Coupled Plasma-Mass Spectroscopy (ICP-MS)	✓	Richmond
Transmittance at 254 nm in Water	SM 5910 B* (2021)	Ultraviolet Absorption	✓	Kelowna
Turbidity in Water	SM 2130 B (2020)	Nephelometry	✓	Kelowna

*Note: An asterisk in the Method Reference indicates that the method has been modified from the reference method*

### Glossary of Terms:

RL	Reporting Limit (default)
% T	Percent Transmittance
<	Less than the specified Reporting Limit (RL) - the actual RL may be higher than the default RL due to various factors
°C	Degrees Celcius
CU	Colour Units (referenced against a platinum cobalt standard)
mg/L	Milligrams per litre
NTU	Nephelometric Turbidity Units
pH units	pH < 7 = acidic, pH > 7 = basic
µS/cm	Microsiemens per centimetre
ASTM	ASTM International Test Methods
EPA	United States Environmental Protection Agency Test Methods
SM	Standard Methods for the Examination of Water and Wastewater, American Public Health Association



APPENDIX 1: SUPPORTING INFORMATION

REPORTED TO	Black Mountain Irrigation District	WORK ORDER	26A0106
PROJECT	Screen Works/ Chemistry	REPORTED	2026-01-12 16:28

General Comments:

The results in this report apply to samples received by CARO and analyzed in accordance with the Chain of Custody document. This analytical report must be reproduced in its entirety and must not be modified. CARO is not responsible for losses or damages resulting directly or indirectly from errors or omissions in the conduct of the testing. Any liability is limited to the cost of analysis. CARO will dispose of all samples within 30 days of sample receipt, unless otherwise agreed. The quality control (QC) data is available upon request

Results in **Bold** indicate values that are above CARO's method reporting limits. Results in **red** indicate values above the regulatory limits where these have been included. Any Bold and/or highlighted results do not take into account method uncertainty. If you would like method uncertainty or regulatory limits to be included on your report, please contact your Account Manager: [{@Email}](#)